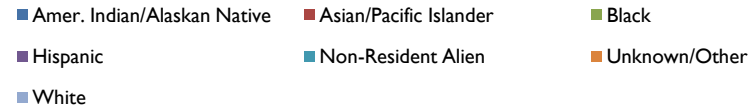
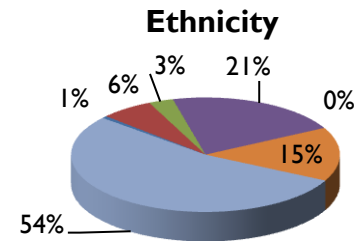


Post-Baccalaureate Program Enrollment

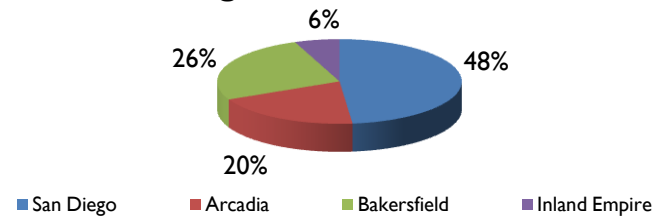
Fall 2010

Official Census Data

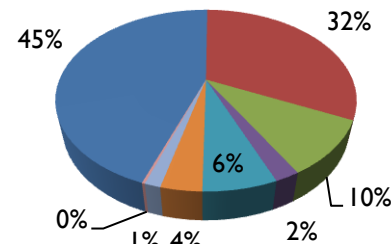
	Total Enrollment: 1143	
Amer. Indian/Alaskan Native	7	0.6%
Asian/Pacific Islander	73	6.4%
Black	34	3.0%
Hispanic	242	21.2%
Non-Resident Alien	0	0.0%
Unknown/Other	174	15.2%
White	613	53.6%
Women	807	70.6%
Men	336	29.4%
Full-time	727	63.6%
Part-time	416	36.4%
San Diego	552	48.3%
Arcadia	225	19.7%
Bakersfield	298	26.1%
Inland Empire	68	5.9%
First-time Credential	4	0.3%
Continuing Credential	27	2.4%
First-time Graduate	224	19.6%
Continuing Graduate	857	75.0%
Special Graduate	31	2.7%
Teacher Education	11	1.0%
Non-Teaching Credential	14	1.2%
Biology- M.A.	3	0.3%
Biology- M.S.	13	1.1%
Business Admin- M.B.A.	110	9.6%
Education- M.A.	501	43.8%
Education- M.A.T.	364	31.8%
Educational Specialist- Ed.S.	3	0.3%
Special Education	9	0.8%
Ministry- M.Min.	18	1.6%
Nursing- M.S.N.	52	4.5%
Nursing- R.N. -- M.S.N.	17	1.5%
Clinical Nurse Special	5	0.4%
Religion- M.A.	23	2.0%



Regional Enrollment



Major Distribution



Total	1143	100.0%
-------	------	--------

■ Biology- M.A. & M.S.

■ Educational Specialist- Ed.S.